

[www.rajshriplastiwood.com](http://www.rajshriplastiwood.com)



# DESIGNS THAT INSPIRE

A wide collection of  
PVC and WPC doors

*Zegma*<sup>™</sup>  
RETAIL BRAND OF RAJSHRI



**Rajshri Plastiwood**<sup>™</sup>  
DIV. OF RAJSHRI PRODUCTIONS (P) LTD.  
AN ISO CERTIFIED COMPANY - ISO 9001:2015

*Zigma*<sup>TM</sup>  
RETAIL BRAND OF RAJSHRI



INDEX	PAGE NO.
▪ PROFILE PVC DOOR	02
▪ CRAFTED PVC DOOR	3-4
▪ MOULDED PVC DOOR	5-6
▪ ENGRAVE PVC DOOR	7-8
▪ EMBOSSED PVC DOOR	9-10
▪ DIGITAL PRINTED PVC DOOR	11-12
▪ SOLID WPC DOOR	13-14



# Rajshri Plastiwood Profile PVC Door

"RAJSHRI" introduces economic range Extruded PVC Profile Door and Frame after heavy demand of market and meeting the expectations of its customers, After deep analysis of Doors &

Frames fabrication with good budgeted rates.


"RAJSHRI" plain color and wood grain printed doors are available in 3 categories :



AVAILABLE PRINT DESIGNS FOR DOORS & FRAMES

## SAPPHIRE DOOR & FRAME

30mm thick Door with 55x30mm Door Profile Section & 62x32mm Door Frame.



SAPPHIRE PLAIN DOOR & FRAME

SAPPHIRE PRINTED DOOR & FRAME

## EMERALD DOOR & FRAME

30mm thick Door with 70x30mm Door Profile Section & 50x47mm Door Frame



EMERALD PLAIN DOOR & FRAME

EMERALD PRINTED DOOR & FRAME

## DIAMOND DOOR & FRAME

35mm thick Door with 75x35mm Door Profile Section & 60x45mm Door Frame



DIAMOND PRINTED DOOR & FRAME

DIAMOND PRINTED DOOR & FRAME


# Rajshri Plastiwood Crafted PVC Door

30mm thick "RAJSHRI BRAND CRAFTED PVC DOOR" and PVC Flush Doors are a unique substitute of wooden flush doors.

4.5 mm Plain/ Prelam or Crafted PVC sheet is pasted on both side of 20mm thick multi-chamber hollow PVC profile, using solvent cement adhesive. For structural strength the panel is reinforced with 19mm x 19mm MS tubular welded frame. The edges are thin lipped with

13.5 mm thick PVC sheet batons using solvent cement adhesive.

This construction ensures that doors have unmatched screw holding strength & dimensional stability. Doors are having some more substitute to infill to solidify door inner core such as Hollow Tubular Particle core, Solid core flush door as well as solid particle.




Apple Wood

Golden Pine

Malaysian Wood

## SPECIFICATION :


- Thickness : 4.5 mm
- Height : 84", 81", 78"
- Width : 36", 33", 30"
- Colour : Golden Pine, Cherry, Apple Wood, Malaysian Wood, Jungle Wood, American White



Triton




Orion



Ventura



Vega



Berna



Omega




Fortuna




Hydra


# Rajshri Plastiwood Crafted PVC Door




Electra




Aurora




Gemma




Pegasus




Pavo



Canopus



Vesta




Polaris

# Rajshri Plastiwood Moulded PVC Door

30mm - 35mm thick "RAJSHRI BRAND MOULDED PVC DOOR" fabricated with reinforcement of welded 19mmx19mm square M.S. tube of 19 gauge with infill hollow profile pasted with 4.5mm thick Moulded Plain / Prelam PVC Sheet on one side & 4.5mm Plain / Prelam PVC sheet on other side with solvent Cement & Cynocrylate Adhesive. These doors are manufactured to the highest standard and warrant them to perform over time. This performance translates into extra longevity, extra security

and extra home owner satisfaction. "RAJSHRI" offers 16 attractive designs of Moulded Doors that compliments the design & decor of your house. "RAJSHRI" Moulded Doors are default choice for any beautiful home today. Our designs are contemporary & aesthetically appealing.

Doors are having some more substitute to infill to solidify door inner core such as Hollow Tubular Particle core, Solid core flush door as well as solid particle.



Golden Pine

Malaysian Wood

Apple Wood



Heavenly Uranu



Giant Jupiter



Darting Comet



Filling Meteor



Hot Venus



Bright Moon



ICE Neptune




Fiery Vulcano

# Rajshri Plastiwood Moulded PVC Door

## SPECIFICATION :


- Thickness : 4.5 mm
- Height : 84", 81", 78", 75", 72"
- Width : 36", 33", 30", 27", 24"
- Colour : Golden Pine, Cherry, Malaysian Wood, Apple Wood, Jungle Wood, American White



Tiny Pluto




Ringed Satur




Red Mars




Shining Star



Elliptical Galaxy



Rising Sun



Electric Mercu





Blue Sky

# Rajshri Plastiwood Engrave PVC Door

30mm-35mm thick "RAJSHRI BRAND ENGRAVED PVC DOOR" with welded 19mmx19mm square M.S. tube of 19 guage with infill hollow PVC profile pasted with "RAJSHRI" 4.5mm thick Plain/ Prelam Engrave PVC sheet on one side & 4.5mm Plain/ Prelam PVC sheet on other side with solvent Cement & Cynoacrylate Adhesive. These doors are manufactured to the highest standard and warrant them to perform over time. This performance translate into extra

security, extra longevity and extra home owner satisfaction. "RAJSHRI" offers 16 attractive designs of Engrave doors that compliments the design & decor of your house. "RAJSHRI" Engrave doors are default choice for any beautiful home today. Our designs are contemporary & aesthetically appealing.

Doors are having some more substitute to infill to solidify door inner core such as Hollow Tubular Particle core, Solid core flush door as well as solid particle.



Moonga




Panna




Gomadh




Peridot



Manik



Jamunia



Beruj




Firoza




# Rajshri Plastiwood Engrave PVC Door

## SPECIFICATION :

- Thickness : 4.5 mm
- Height : 84", 81", 78", 75", 72"
- Width : 36", 33", 30", 27", 24"
- Colour : Golden Pine, Cherry, Malaysian Wood, Apple Wood, Jungle Wood, American White



Pukhraj




Opal



Neelam



Heera



Godanti



Sunela



Moti




Onyx

# Rajshri Plastiwood Embossed PVC Door

30mm-35mm thick "RAJSHRI BRAND EMBOSSED PANEL PVC DOOR" made with 4.5mm thick plain/ prelam embossed panel stick together at center with suitable adhesive PVC solvent cement and cyanoacrylate adhesive with welded M. S. square tube frame of 19mm x 19mm all around. After giving M. S

frame remaining space is filled with PVC batons or solid PVC sheet at all four edges to make it sturdy.

Doors are having some more substitute to infill to solidify door inner core such as Hollow Tubular Particle core, Solid core flush door as well as solid particle.



Jungle Wood

Cherry

American White

## SPECIFICATION :


- Thickness : 4.5 mm
- Height : 84", 81", 78"
- Width : 36", 33", 30"
- Colour : Golden Pine, Cherry, Malaysian Wood, Apple Wood, Jungle Wood, American White




DE-1




DE-2



DE-3




DE-4




DE-5

# Rajshri Plastiwood Embossed PVC Door




DE-6




DE-7



DE-8



DE-9



DE-10



DE-11



DE-12

# Rajshri Plastiwood Digital Printed PVC Door

30mm-35mm thick "RAJSHRI DIGITAL PRINTED PVC DOOR" and PVC Flush Door are the best replacement of wooden sun mica pasted or veneer pasted or chemical printed. Flush Doors 4.5 mm thick Digital Printed PVC Sheet can be pasted on wooden Flush Door/ Block Board, Hollow PVC section or solid PVC boards for manufacturing Door. For structural strength infill reinforced with 19mmx19mm square M.S. tube welded

frame. The edges are lipped with 13.5mm thick PVC sheet batons with PVC solvent cement adhesive, to ensure construction of doors with unmatched screw holding strength & dimensional stability.

Doors are having some more substitute to infill to solidify door inner core such as Hollow Tubular Particle core, Solid core flush door as well as solid particle.

## SPECIFICATION :

- Thickness : 4.5 mm
- Height : 84", 81", 78", 75"
- Width : 42", 36", 33", 30"
- Colour : As shown in catalogue




RD-1




RD-2




RD-3




RD-4



RD-5



RD-6



RD-7




RD-8

# Rajshri Plastiwood Digital Printed PVC Door



RD-9



RD-10



RD-11




RD-12




RD-13



RD-14



RD-15



RD-16

# Rajshri Plastiwood Solid WPC Door

Solid WPC Door serves as complete substitute to Wooden Doors, Flush Doors as well as FRP Doors.

There are certain reasons to use WPC DOOR :


- Long service life and nice appearance
- Manufactured with certain proportion of auxiliary material
- Moisture & Termite resistance
- Variety of appearance with reasonable cost
- Strength of high cavity structure design



RWP-01



RWP-02




RWP-03



RWP-04



RWP-05



RWP-06



RWP-07



RWP-08

# Rajshri Plastiwood Solid WPC Door

## AVAILABLE SIZE

Maximum Available Size : 7.5'x3.5'  
Minimum Available Size : 6'x2'

## AVAILABLE THICKNESS

24, 25, 28, 30 & 35 (in MM)

## AVAILABLE DESIGN

Engraved & Enrouted, as shown in catalogue, and can be customized as per demand.

## AVAILABLE COLOUR

Natural Wood, Dark Brown & Spray Painted (as given)


## SPRAY PAINTED COLOR RANGE



RWP-09




RWP-10




RWP-11




RWP-12




RWP-13



RWP-14



RWP-15



RWP-16



Termite Proof & Borer Proof



Water & Moisture Proof



Maintenance Free



High Screw & Nail Holding Capacity



Flame Retardant



Easy To Install



RETAIL BRAND OF RAJSHRI



**Rajshri Plastiwood™**

DIV. OF RAJSHRI PRODUCTIONS (P) LTD.

AN ISO CERTIFIED COMPANY - ISO 9001:2015



**RAJSHRI PLASTIWOOD IS AN ISO 9001 : 2015 CERTIFIED COMPANY**

**Works & Office :** Plot No. 100, Sector 2, Industrial Area, Pithampur, Dist. Dhar (M.P.)

Phone: (O) 07292-418806/ 814, (Marketing) 07292-418809/ 811/ 821

Email : [rajshriplastiwood@gmail.com](mailto:rajshriplastiwood@gmail.com), [rajplastmarketing@gmail.com](mailto:rajplastmarketing@gmail.com), Web.: [www.rajshriplastiwood.com](http://www.rajshriplastiwood.com)